



ProgRes® C7

High spatial resolution for microscopy and macroscopy



Motion in high resolution

The ProgRes® C7 combines a 7 mega pixel CCD sensor with a mechanical shutter. It is the first offering of a microscope camera that requires but a single shot to deliver this high resolution with superior image quality, including of objects in motion. Its high spatial resolution captures even the smallest details – an indispensable prerequisite for measurement and documentation jobs where high accuracy is required. To facilitate precise focusing and positioning of specimens, a fast live image up to a rate of twenty frames per second is available in high resolution.

Detailed color images

With a color depth of 12 bits per color channel, the ProgRes® C7 produces excellent digital images of finest color gradings for sophisticated applications. Its high pixel number makes the ProgRes® C7 a particularly attractive tool in stereo microscopy or high-resolution macro photography. Jenoptik provides complete solutions for this type of integration.

Easy connection in any laboratory

Configured with standard IEEE1394 FireWire and C-Mount interfaces, the ProgRes® C7 easily connects to your microscope and computer.

Powerful software for convenient operation

Delivery includes CapturePro image acquisition software for Microsoft Windows and Apple Macintosh operating systems. It provides comprehensive functionality with intuitive operation. In addition, direct drivers are available for numerous image analysis and image archiving software packages.

Benefits

- High resolution & fast live image
- Suitable for moving objects and flash illumination
- Precise triggering capability, with integrated shutter
- Easy operation with comprehensive functionality
- Safe investment
- Excellent price-performance ratio

ProgRes® C7

High spatial resolution for microscopy and macroscopy


Specifications

	ProgRes® C7
Image sensor	1/2.5" 7.1 Megapixel Color CCD, active area: 5.71 mm × 4.29 mm
Sensor resolution	3072 × 2304 pixel
Pixel size	1.86 µm × 1.86 µm
A/D conversion	3 × 12 Bit RGB
Pixel clock	32 MHz
Dynamic range	58 dB (measured at 10 ms exposure)
Max. exposure	5 s
Analog gain	1× ... 16×
Max. frame rate (image size)	20 fps (1228 × 932)
Image resolution	Standard: 3072 × 2304
Sensor binning & subsampling:	1228 × 932 614 × 466
Cooling	–
Digital interface	IEEE1394a FireWire
Optical connection	C-Mount (0.5× TV adapter recommended); with integrated HOYA C500S IR cut-off filter
Trigger	Hardware-Trigger In/Out configurable via control software
Tripod thread	Dual thread 3/8" and 1/4"
Voltage supply	8 ... 33 VDC (via IEEE1394 connector)
Power consumption	approx. 4 W
Ambient conditions	Temperature: +5 °C ... +35 °C Humidity: 5 % ... 80 %, not condensing
Dimensions (L × W × H)	89 mm × 84 mm × 93 mm
Weight	approx. 680 g
Capture software	ProgRes® CapturePro (TWAIN & Stand-Alone) MAC CapturePro (Stand-Alone)
Computer requirements	PC: Microsoft Windows 2000/XP/Vista Mac: Apple Macintosh OS X 10.4 or higher 3 GHz CPU, 1 GB RAM, 64 MB graphics IEEE1394 FireWire (OHCI Standard)

It is our policy to constantly improve the design and specifications. Accordingly, the details represented herein cannot be regarded as final and binding.

Fields of Application

- Material science
- Quality control
- Geology & Mineralogy
- Image analysis
- Image documentation
- Life Science
- Pathology & Cell biology
- Hematology & Histology
- Forensics
- Image archiving



JENOPTIK Laser, Optik, Systeme GmbH
Digital Imaging business unit
Goeschwitzer Strasse 25, 07745 Jena, Germany
Phone +49 3641 65-3963 Fax +49 3641 65-2144
E-mail: progres@jenoptik.com
Internet: www.progres-camera.com